




City of Corning

Building Inspector

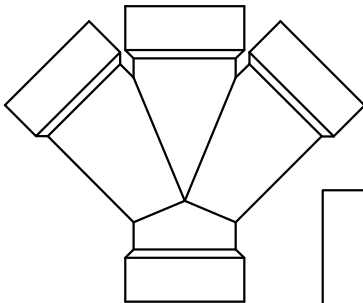
530-824-7027

PLASTIC ABS DRAIN, WASTE & VENT FITTINGS

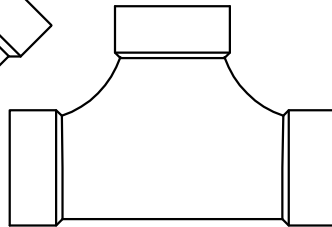
THE FITTINGS SHOWN BELOW MAY BE USED AS EITHER A WASTE OR VENT FITTING.



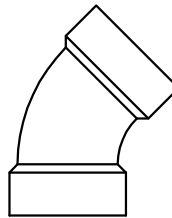
CLOSET FLANGE



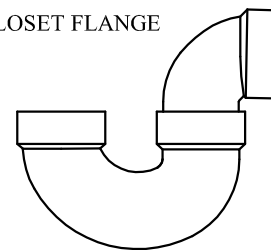
DOUBLE WYE



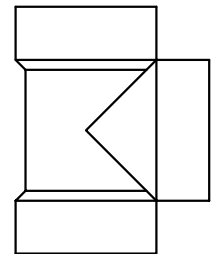
2 WAY CLEAN OUT



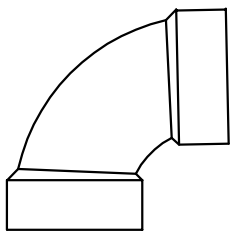
$\frac{1}{8}$ BEND



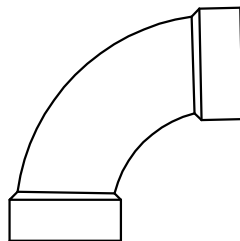
"P" TRAP



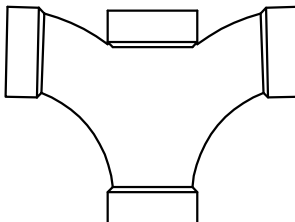
CLEANOUT TEE



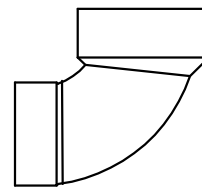
$\frac{1}{4}$ BEND



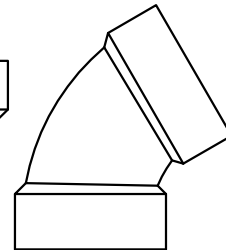
LONG SWEEP
 $\frac{1}{4}$ BEND




DOUBLE FIXTURE
FITTING



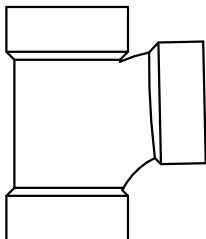
REDUCING CLOSET
BEND 4"X3"



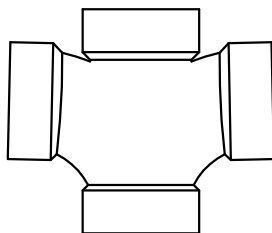
$\frac{1}{16}$ BEND



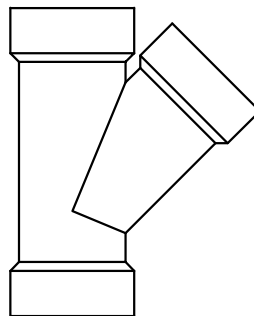
$\frac{1}{16}$ BEND



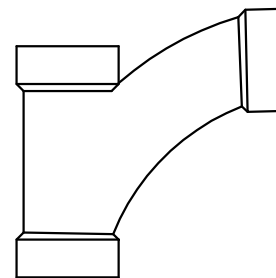
SANITARY TEE



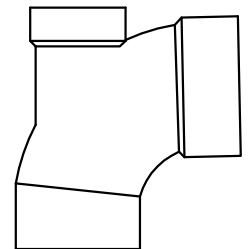
DOUBLE SANITARY TEE



WYE



COMBINATION
WYE & $\frac{1}{4}$ BEND



BEND WITH LOW HEEL
 $\frac{1}{4}$ INLET